



F360L-3-RE-0S Side-Emitter Lens for LUXEON™ Rebel and Rebel ES LEDs

- High efficiency
- High-temperature alternative to LUXEON® NX02 lens
- Easy assembly

The F360L-3-RE-0S lens is specifically designed for the Lumileds (1) LUXEON® Rebel and Rebel ES LEDs.

A software-optimized profile provides a 360-degree pattern with high collection efficiency reaching 85% of the total flux emitted from the LED.

The lens flange can be glued to the PCB to provide a secure assembly.

Typical applications are:

360-degree illumination devices, such as:

- Beacons
- Navigation lights
- Warning lights
- Electronic flares

Reflector-based systems requiring excellent light control and/or minimal direct light, such as:

- Streetlights
- Flashlights/torches
- Task lights
- Channel-letter signs
- Spot-lights



- (1) LUXEON® Rebel and Rebel ES are a trademarks of Lumileds Lighting, LLC. For technical specification on LEDs please refer to the LUXEON® Rebel and Rebel ES datasheet or visit www.luxeon.com
- (2) Typical beam divergence may change with different color LEDs.

FRAEN CORPORATION
80 Newcrossing Road
Reading MA 01867
USA
Phone: +1 781.205.5300
Fax: +1 781.942.2426

FRAEN Srl
Via Stelvio, 12
20019 Settimo M. (MI)
Italy
Phone: +39-02-35.456.1
Fax: +39-02-335.456.239

Inquiries: optics@fraen.com
Website: www.fraenomg.com

Distributed by Future Electronics 

Americas: 1-888-LUXEON2
www.futureelectronics.com/ContactUs
Europe: 00-0800-44FUTURE
luxeon.europe@FutureElectronics.com
Asia: 1-800-LUMILEDS
lumileds.asia@FutureElectronics.com



General Characteristics

Lens Material	Poly (n-methyl methacrylimide) (PMMI) heat distortion-resistant
Operating Temperature range	-40°C / + 150°C
Storage Temperature range	-40°C / + 150° C

Average transmittance in visible spectrum (400 – 700nm) >90%, ISO 13468-1, -2

Please note that flow lines and weld lines on the external surfaces of the lenses are acceptable if the optical performance of the lens is within the specification described in the section “OPTICAL CHARACTERISTICS”

IMPORTANT NOTE – Lenses handling and cleaning:

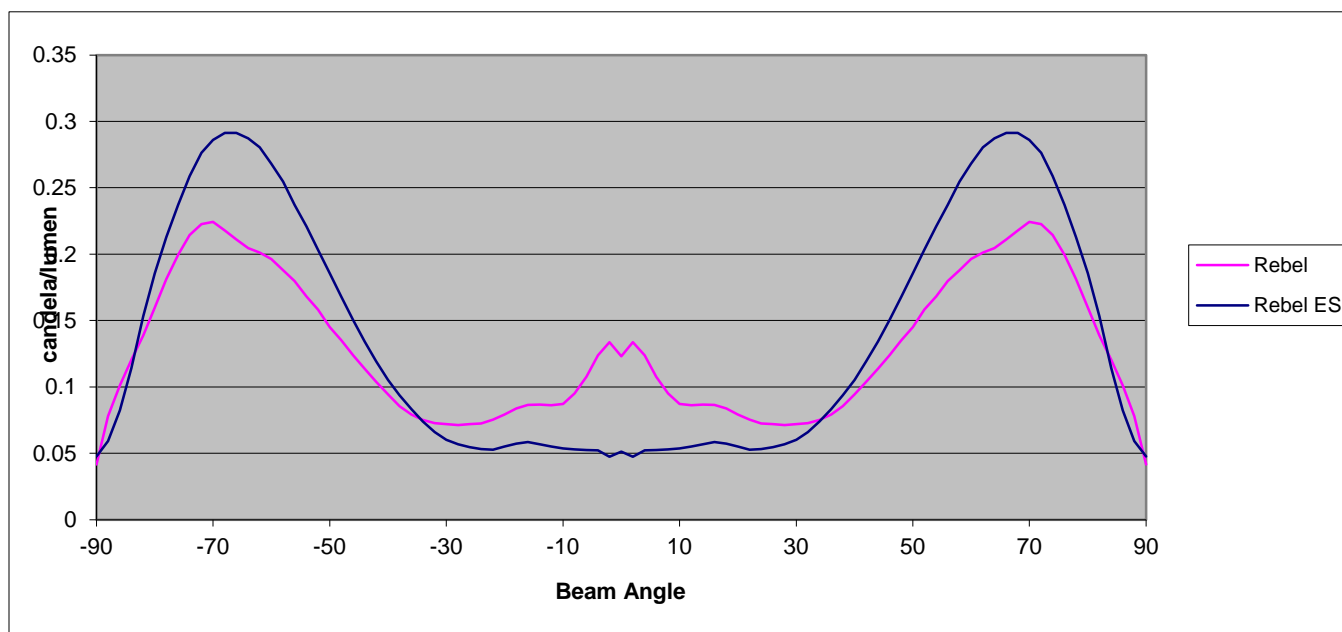
- *Handling: Always use gloves to handle lenses and/or handle the lenses only by the flange. Never touch the outside surfaces of the lenses with fingers; finger oils and contamination will absorb or refract light.*
- *Cleaning: Clean lenses only if necessary. Use only soap and water to clean the surfaces and lenses. Never expose the lenses to alcohol, as it will damage the plastic.*

Scope

- This datasheet provides information about the F360L-3-RE-0S lens for Luxeon Rebel and Rebel ES LEDs:



Optical Characteristics



	Rebel		Rebel ES	
	Candela/Lumen	Angle (degrees)	Candela/Lumen	Angle (degrees)
Peak Intensity	0.22	+/- 71°	0.29	+/- 67°
½-Peak Intensity	0.11	+/- 44°	0.145	+/- 46°

Figure 1. Spatial Radiation Pattern (candela/lumen vs. angle from axis), with summary table

- (1) To calculate the intensity (candela) at a specific angle, read the candela/lumen value from Figure 1, and multiply this value by the total flux of the Luxeon Rebel LED used. See "Illumination Calculations" below. For more detail on flux binning please check the Luxeon LED datasheet at <http://www.luxeon.com/>
- (2) Luminous intensity depends on the flux binning and tolerances of the LEDs. Please refer to the Luxeon datasheet for more details on flux binning and mechanical tolerances.

Illumination Calculations

To calculate the intensity (candela) at a specific angle, read the candela/lumen value from the graph in Figure 1, and multiply this value by the total flux of the Luxeon Rebel LED used. Refer to the Luxeon Rebel LED datasheet (<http://www.luxeon.com/pdfs/DS56.pdf>) for nominal lumens values. For a more accurate calculation, refer to the intensity “ranking” (binning) tables on the datasheet for the specific LED.

Example calculations:

If the Fraen F360L-3-RE-0S is used on a cool white Luxeon Rebel LED at 350 mA, the typical luminous flux of the LED is 80 lumens.

The calculation is: (0.22 candela/lumen) x (80 lumens) = 17.6 candela, at 71° off-axis.

At 44° off-axis, the intensity is ½ of the peak, or 0.11 candela/lumen. This means at 44° off-axis, the intensity should be 1/2 of 17.6 candela, or 8.8 candela.

One candela at 1-meter distance produces 1 Lux. The peak intensity at 1 meter will be 17.6 lux. The intensity decreases as a function of the distance squared. At 2 meters the peak intensity will be $17.6 / (2^2) = 4.4$ lux. At 3 meters distance, the peak intensity will be $17.6 / (3^2) = 2.0$ lux.

Mechanical Characteristics

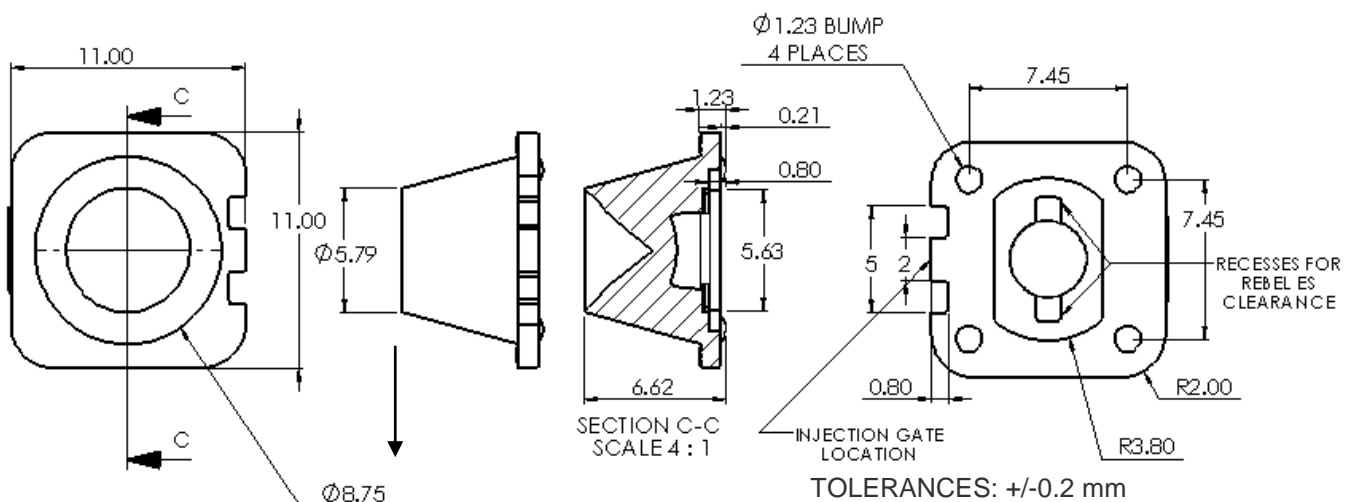


Figure 2. Dimensions of the F360L-3-RE-0S lens

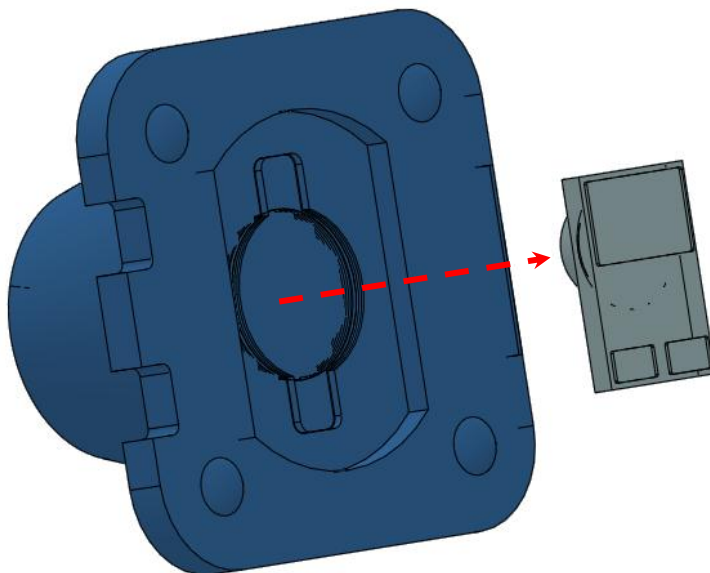


Figure 3. The center of the F360L-3-RE-0S lens should be aligned with the center of the Rebel/Rebel ES LED dome lens. There is sufficient clearance in the bottom of the F360L-3-RE-0S lens to accept the rectangular LED package.

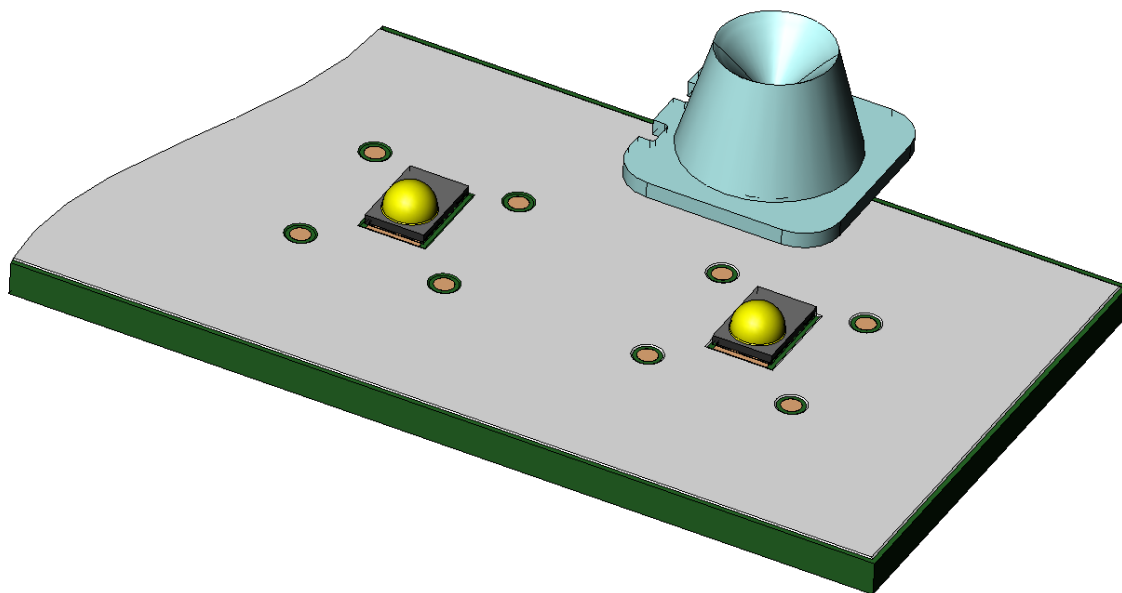


Figure 4. The square flange of the F360L-3-RE-0S lens has 4 bumps, which should fit into 4 holes in the PCB solder-mask.

See *Figures 2 and 7* for locating pin layout and dimensions.

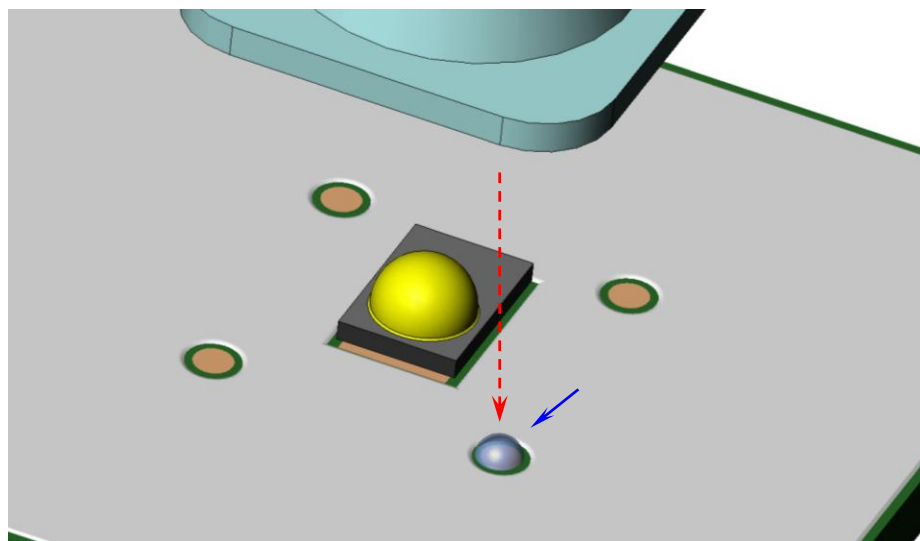


Figure 5. A small droplet of glue is placed at each of the 4 solder-mask hole locations, to bond the 4 lens “bumps” to the PCB. A fixture or automated placement machine will be required to assure proper lens location (to center the lens to the LED die).

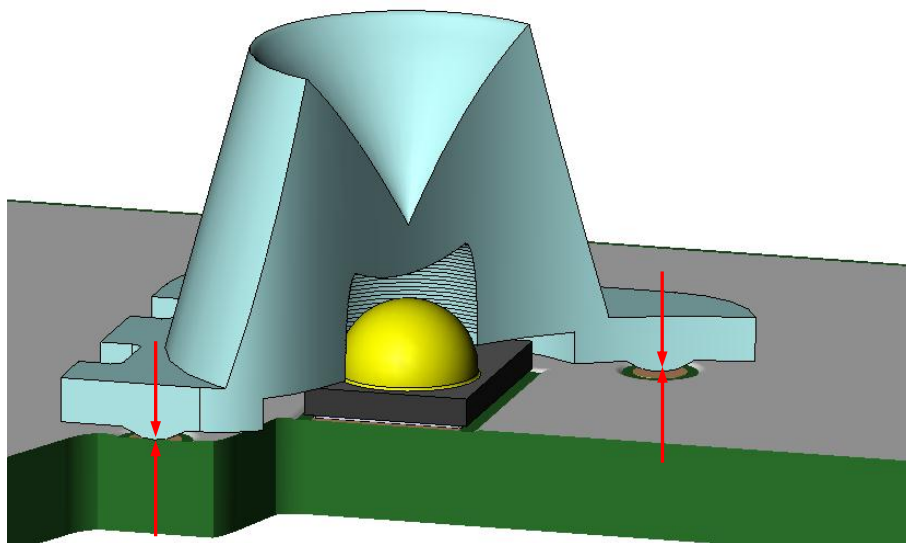


Figure 6. The correct height is achieved when the lens bumps touch the PCB copper (same plane as LED solder).

DESIGN NOTE: Proper lens to LED alignment requires that the PCB have recesses to accommodate the locating pins on the lens

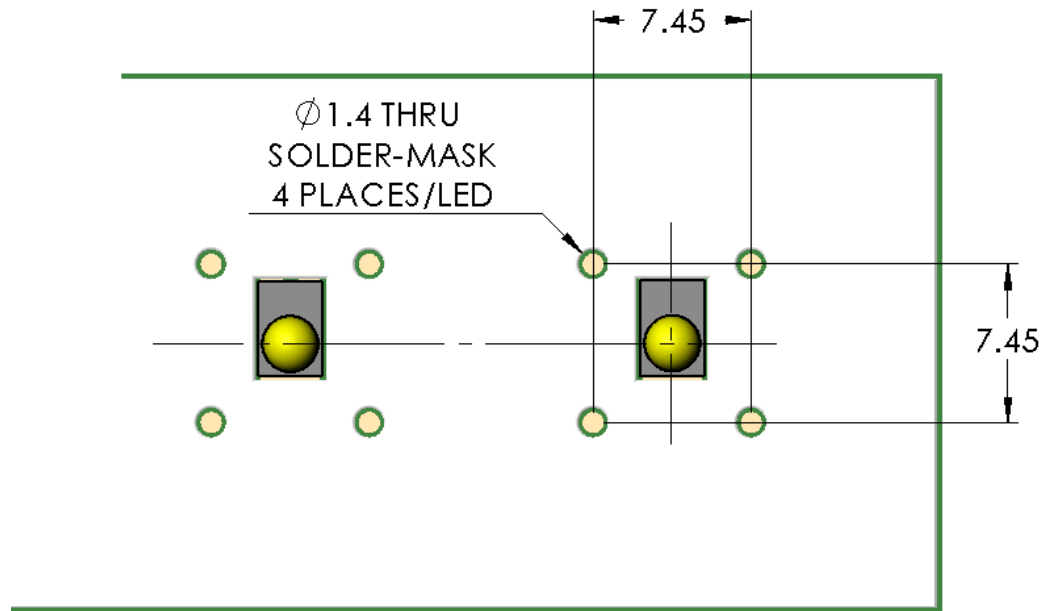


Figure 7. Dimensions and layout of the PCB location recesses used to align the lens to the LED. (All dimensions in millimeters)

Packaging Information – Tape & Reel

The F360L-3-RE-0S lens is available only in Tape & Reel packaging.

Reel capacity: 515 lenses in pockets with a ten pocket (empty) leader and a five-pocket trailer.

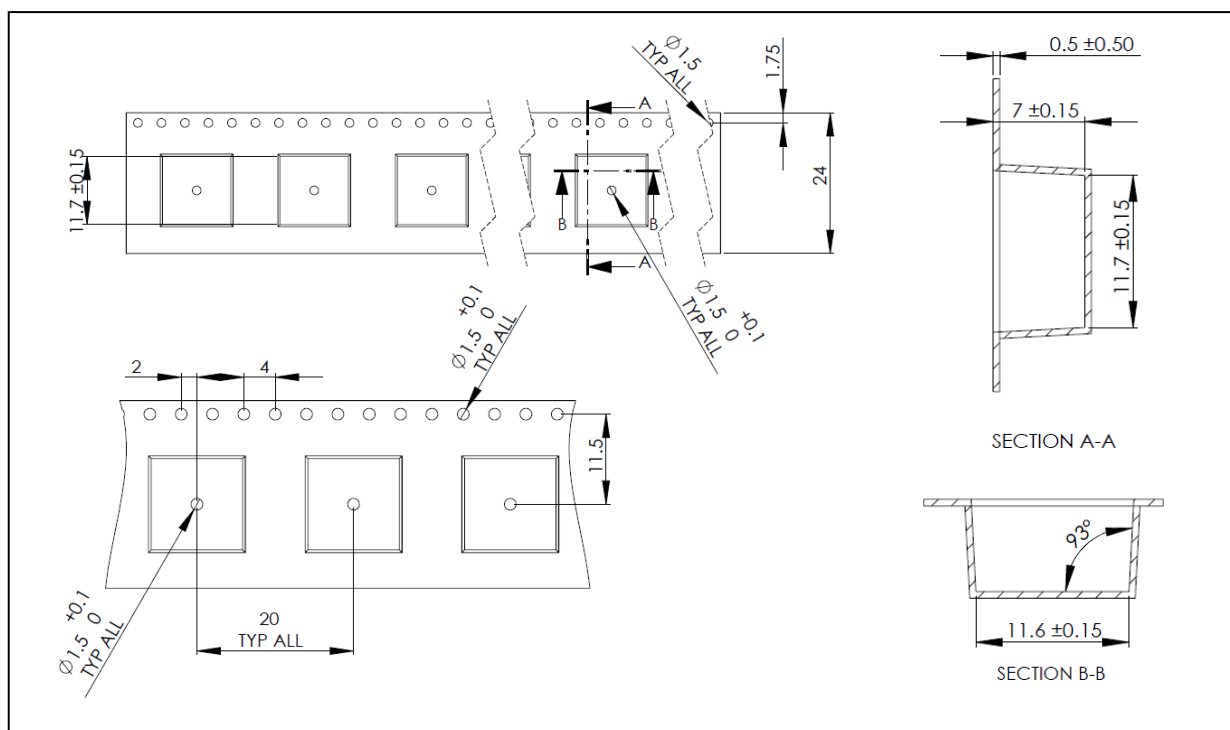


Figure 8: Tape dimensions and layout
(All dimensions in millimeters)

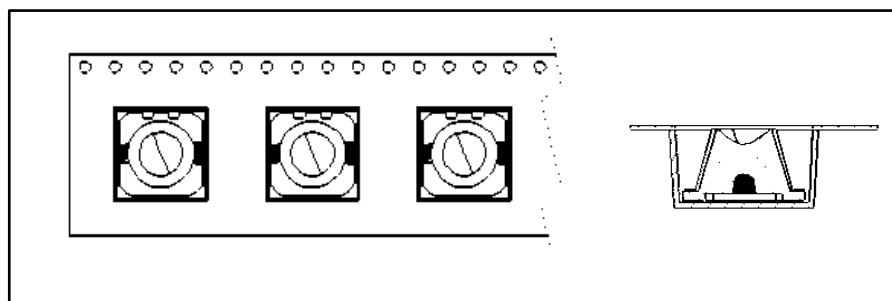


Figure 9: Orientation of lens in tape pockets

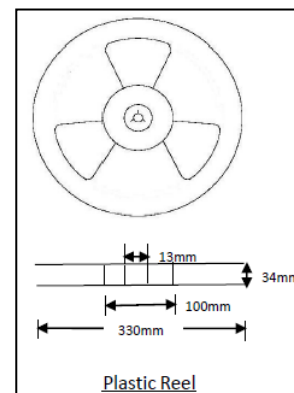


Fig. 10: Reel Dimensions



Ordering part number

F360L-3-RE-0S

(for both Rebel and Rebel ES LEDs)

Published by Fraen Corporation.

All data contained in this document is the property of Fraen Corporation and may change without notice.

Rev	Date	Author	Description
02	16-November-2011	J. Gilbert	Corrected orientation of lens in figure 9
01	19-January-2011	J. Gilbert	New part number, revised mechanical drawings, addition of Tape and Reel packaging information
00	04-February-2010	C. Jones	Initial Release